



Culligan®

***Culligan
Platinum Series™
Automatic
Water Conditioner
Owners Guide***





THANK YOU

AND WELCOME TO YOUR NEW WORLD OF BETTER LIVING WITH CULLIGAN WATER.

The Culligan Platinum Series™ Water Softeners with Soft-Minder® Meter and Aqua-Sensor® sensing device are tested and certified by WQA against NSF/ANSI Standard 44 for the effective reduction of hardness (calcium and magnesium) as verified and substantiated by test data.



For installations in Massachusetts, the Commonwealth of Massachusetts Plumbing Code 248 CMR shall be adhered to. Consult your licensed plumber for installation of the system. This system and its installation must comply with state and local regulations.

If this is your first experience having soft, conditioned water in your home, you'll be amazed at the marvelous difference it makes. We promise that you'll never want to be without it again.

Congratulations, too, on selecting one of the "first family" of water conditioners in the prestigious Culligan Gold Series. With Culligan's many years of knowledge and experience in water treatment, you can be confident that the model you selected has been designed and engineered to provide years of service with a minimum of care and attention.

Some localities have corrosive water. A water softener cannot correct this problem and so its printed warranty disclaims liability for corrosion of plumbing lines, fixtures or appliances. If you suspect corrosion, your Culligan Dealer has equipment to control the problem.

SODIUM INFORMATION: *Water softeners using sodium chloride for regeneration add sodium to the water. Persons who are on sodium restricted diets should consider the added sodium as part of their overall sodium intake.*



Table of Contents

Performance Data Sheets are included in this manual for various Culligan Platinum Series™ Softener models. Refer to the Performance Data Sheet for your specific softener, as there are slight differences between the models. The softener warranty is located on page 31 of this Owner's Guide.

- Specifications 4
- Introduction 5
- How your Conditioner Works 6
- Modes of Operation 8
- Programming 9
- Statistic Functions 15
- Salt, Supply, Usage and Service 16
- Care and Cleaning of your Water Conditioner 17
- To Clean Out the Salt Storage Tank 18
- Things to Check Before you call for Service 19
- Error Codes 20
- When and How to Bypass your Water Conditioner 21
- Culligan Platinum Series™ 10" Water Softener with Soft-Minder® Meter PDS 22
- Culligan Platinum Series™ 10" Water Softener with Aqua-Sensor® Sensing Device PDS 23
- Culligan Platinum Series™ 12" Water Softener with Soft-Minder® Meter PDS 24
- Culligan Platinum Series™ 12" Water Softener with Aqua-Sensor® Sensing Device PDS 25
- Culligan Platinum Series™ 14" Water Softener with Soft-Minder® Meter PDS 26
- Culligan Platinum Series™ 14" Water Softener with Aqua-Sensor® Sensing Device PDS 27
- Culligan Platinum Series™ 16" Water Softener with Soft-Minder® Meter PDS 28
- Culligan Platinum Series™ 16" Water Softener with Aqua-Sensor® Sensing Device PDS 29
- Records and Data 30
- Warranty 31



PLATINUM SPECIFICATIONS	10" Model	12" Model	14" Model	16" Model
Control Valve	1 1/4" 5-cycle Reinforced Thermoplastic	1 1/4" 5-cycle Reinforced Thermoplastic	1 1/4" 5-cycle Reinforced Thermoplastic	1 1/4" 5-cycle Reinforced Thermoplastic
Overall Conditioner Height	62 in	60 in	73 in	73 in
Media Tank Design	Quadra-Hull	Quadra-Hull	Quadra-Hull	Quadra-Hull
Media Tank Dimensions (Dia x Ht)	10 x 54 in	12 x 52 in	14 x 65 in	16 x 65 in
Salt Storage Tank Dimensions (Dia x Ht)	18 x 43 in	18 x 43 in	24 x 40 in	24 x 40 in
Exchange Media, Type and Quantity	Cullex® Media, 1.5 ft ³	Cullex® Media, 2.0 ft ³	Cullex® Media, 3.0 ft ³	Cullex® Media, 4.0 ft ³
Underbedding, Type and Quantity	Cullisan® Underbedding, 15 lb	Cullisan® Underbedding, 20 lb	Cullisan® Underbedding, 25 lb	Cullisan® Underbedding, 30 lb
Exchange Capacity	29,000 gr @ 6.0 lb	32,000 gr @ 7.0 lb	54,600 gr @ 12.0 lb	64,400 gr @ 14.0 lb
@ Salt Dosage Per Recharge	39,500 gr @ 12.0 lb	54,400 gr @ 16.0 lb	78,300 gr @ 24.0 lb	107,900 gr @ 32.0 lb
	46,900 gr @ 18.0 lb	63,900 gr @ 24.0 lb	91,700 gr @ 36.0 lb	125,300 gr @ 48.0 lb
Efficiency rated dosage ¹	4,840 gr/lb @ 6 lb salt dosage	4,570 gr/lb @ 7 lb salt dosage	4,550 gr/lb @ 12 lb salt dosage	4,600 gr/lb @ 14 lb salt dosage
Freeboard to Media ²	14.5 in	20 in	25 in	25 in
Freeboard to Underbedding ³	47.5 in	46 in	59 in	59 in
Salt Storage Capacity	375 lb	375 lb	600 lb	600 lb
Rated Service Flow @ Pressure Drop	14 gpm @ 14 psi	17.5 gpm @ 15 psi	18.0 gpm @ 13 psi	18.7 gpm @ 15 psi
Total Hardness, Maximum	99 gpg	99 gpg	99 gpg	99 gpg
Total Iron, Maximum	5 ppm	5 ppm	5 ppm	5 ppm
Hardness to Iron Ratio, Minimum	8 gpg to 1 ppm	8 gpg to 1 ppm	8 gpg to 1 ppm	8 gpg to 1 ppm
Operating Pressure	20-125 psi	20-125 psi	20-125 psi	20-125 psi
Operating Pressure (Canada)	20-90 psi	20-90 psi	20-90 psi	20-90 psi
Operating Temperature	33-120°F	33-120°F	33-120°F	33-120°F
Electrical Requirements	24V/60 Hz	24V/60 Hz	24V/60 Hz	24V/60 Hz
Electrical Power Consumption, Min/Max	3 Watts/35 Watts	3 Watts/35 Watts	3 Watts/35 Watts	3 Watts/35 Watts
Drain Flow, Maximum ⁴	2.0 gpm	2.9 gpm	5.5 gpm	5.5 gpm
Recharge Time, Average ⁵	85 min	84 min	82 min	96 min
Recharge Water Consumption, Average ⁵	54 gal	80 gal	181 gal	183 gal

1 The efficiency rated dosage is only valid at the 6 lb. salt dosage for the 10" model, 7 lb. salt dosage for the 12" model, 12 lb. salt dosage for 14" model and 14 lb. salt dosage for 16" model and is efficiency rated according to NSF/ANSI Standard 44.

2 Measured from top of media to top surface of tank threads (backwashed and drained).

3 Measured from top of underbedding to top of inlet fitting.

4 Backwash at 120 psi (830 kPa).

5 10 minute backwash, 6 lb. 10" model, 7 lb. 12" model, 12 lb. 14" model or 14 lb. 16" model salt dosage at 30 psi (204 kPa).

Introduction



IT'S ALL SO EASY, SO ECONOMICAL, SO EFFICIENT, SO ENJOYABLE!

KIND TO SKIN AND COMPLEXION

Soft water will help prevent red, itchy or dry skin because there are no hardness impurities to cause soreness, no soap curd to coat the skin. Shaving is easier, smoother - either with blade or electric shaver.

BATHING AND SHOWERING

You'll use far less soap with conditioned water. Use your soap very sparingly - not as you did before soft water. Just a quick rinse removes all lather, leaving your skin pleasantly smooth and silky - because now it's free of sticky soap curd and film.

SAVES WASHING COSTS. HELPS CONTROL ENVIRONMENTAL POLLUTION

Soft water washes whiter and cleaner with less soap or detergent. Because the hardness impurities are removed, your soap can concentrate solely on washing. People usually find that they can reduce the amount of soap they use substantially. If you normally used a cup per wash load with hard water, try using only 1/3 cup depending on the size of your wash load and the degree of soil. Different amounts are required, but you can use less with softened water. An added bonus is the fact that your washable fabrics will last longer.

SUPER HAIR CONDITIONING

Soft water is great for scalp and hair care. No insoluble deposits are formed. Hair is shinier, softer, more manageable. Reduce the amount of shampoo you have normally used.

DISHES ARE A DELIGHT

Washed by hand or in a dishwasher, glassware, dishes and silver wash cleaner, easier. Follow your dishwasher manufacturer's instructions. Soft water promotes sanitation because no greasy hard water film can form to collect or harbor bacteria.

EASIER HOUSEKEEPING, GLEAMING FIXTURES

You'll be amazed at the marvelous difference. Just a swish of the cloth, and the bathtub or shower and fixtures are clean and sparkling. Imagine, no scouring! No hard water scum to cause rings, streaks, spots and stains. To keep their gleaming luster, simply wipe fixtures with a towel after use. Formica, tile, walls, floors, woodwork surfaces clean easier, stay clean longer. You'll save on cleaning aids and save on time.

SAVES WATER-HEATING ENERGY, HELPS WATER-USING APPLIANCES

Soft water reduces the formation of rock-like hard water scale which encrusts water heaters, hot water pipes, shower heads, and water-using appliances. This scale can cause premature maintenance and failure.

Elimination of hard water also provides substantial energy savings because scale acts as an insulator, wasting electricity or gas used to heat water.

SAVINGS GALORE

A water conditioner is frequently referred to as "the appliance that pays for itself". You'll find that your savings on soaps, detergents, cleaning aids, and personal care products will help your family's household budget. And if you place a price on your time, you'll be most happy with the time saved by your new family servant.

WATER FOR LAWNS AND HOUSEHOLD PLANTS

If possible, lawn sprinkling faucets should be supplied with hard water primarily because it is uneconomical to soften so much water.

Household plants are much more sensitive than lawns with respect to the kind of water which is best. First, because they receive no rainfall and, second, there is little or no drainage of the soil. Preferably they should be watered with rainwater or water which is low in mineral content such as distilled or demineralized water. Softened water is not recommended for house plants because a build-up of sodium in the soil may interfere with efficient absorption of water by the plant root system. Additional information may be obtained from your independently operated Culligan dealer.



How Your Water Conditioner Works

Why Water Gets Hard And How It's Softened

All of the fresh water in the world originally falls as rain, snow, or sleet. Surface water is drawn upward by the sun, forming clouds. Then, nearly pure and soft as it starts to fall, it begins to collect impurities as it passes through smog and dust-laden atmosphere. And as it seeps through soil and rocks it gathers hardness, rust, acid, unpleasant tastes and odors.

Water hardness is caused primarily by limestone dissolved from the earth by rainwater. Because of this, in earlier times people who wanted soft water collected rainwater from roofs in rain barrels and cisterns before it picked up hardness from the earth.

Some localities have corrosive water. A softener cannot correct this problem and so its printed warranty disclaims liability for corrosion of plumbing lines, fixtures or appliances. If you suspect corrosion, your Culligan Man has equipment to control the problem.

Iron is a common water problem. The chemical/physical nature of iron found in natural water supplies is exhibited in four general types:

1. Dissolved Iron - Also called ferrous or "clear water" iron. This type of iron can be removed from the water by the same ion exchange principle that removes the hardness elements, calcium and magnesium. Dissolved iron is soluble in water and is detected by taking a sample of the water to be treated in a clear glass. The water in the glass is initially clear, but on standing exposed to the air, it may gradually turn cloudy or colored as it oxidizes.
2. Particulate Iron - Also called ferric or colloidal iron. This type of iron is an undissolved particle of iron. A softener will remove larger particles, but they may not be washed out in regeneration effectively and will eventually foul the ion exchange resin. A filtering treatment will be required to remove this type of iron.
3. Organic Bound Iron - This type of iron is strongly attached to an organic compound in the water. The ion exchange process alone cannot break this attachment and the softener will not remove this type of iron.
4. Bacterial Iron - This type of iron is protected inside a bacteria cell. Like the organic bound iron, it is not removed by a water softener.

When using a softener to remove both hardness and dissolved iron it is important that it regenerates more frequently than ordinarily would be calculated for hardness removal alone. Although many factors and formulas have been used to determine this frequency, it is recommended that the softener be regenerated when it has reached 50 - 75% of the calculated hardness alone capacity. This will minimize the potential for bed fouling (iron removal claims have not been verified by the Water Quality Association or Underwriters Laboratories).

If you are operating a water softener on clear water iron, regular resin bed cleaning is needed to keep the resin from coating with iron. Even when operating a softener on water with less than the maximum of dissolved iron, regular cleanings should be performed. Clean every six months or more often if iron appears in your conditioned water supply. Use resin bed cleaning compounds carefully following the directions on the container.



CAUTION: Do not use where the water is microbiologically unsafe or with water of unknown quality without adequate disinfection before or after the unit.

Hardness sample kits are available through your Culligan dealer.



Your Culligan water conditioner consists of three basic components, the Control Valve, the Mineral Tank, and the Brine System.

A. The exclusive Culligan control valve automatically performs a variety of tasks that are necessary for the proper operation of your water conditioner. These tasks, commonly referred to as cycles or operating positions, are:

SERVICE, REGENERATION, AND BRINE REFILL.

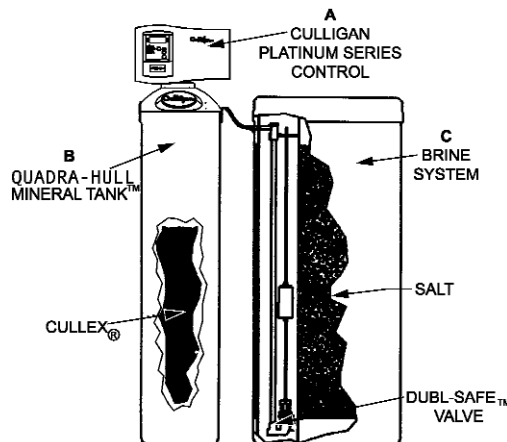
1. **SERVICE:** While the control valve is in the "Service cycle", hard water is directed down through the column of Cullex® resin where hardness minerals are removed from the water. The softened water is then directed into your household plumbing lines. The ability of the Cullex resin to remove hardness minerals needs to be periodically replenished; this is referred to as . . .
2. **REGENERATION:** While the control valve is in the "Regeneration cycle", water is first directed up through the column of Cullex resin to flush accumulated sediment out of the resin and down the drain. Then, the regenerant brine solution is slowly drawn from the bottom of the salt storage tank of the Brine System and is directed down through the column of Cullex resin, restoring the ability of the resin to remove hardness minerals from your water supply. Once completed, the regeneration cycle is followed by . . .
3. **BRINE REFILL:** While the control valve is in the "Brine Refill cycle", a predetermined amount of water is directed to the salt storage tank of the Brine System so that additional salt can be dissolved to provide the brine solution that will be needed for the next regeneration cycle.

B. The exclusive Quadra-Hull™ Mineral Tank contains the Cullex resin column, Cullsan® underbedding, and an outlet manifold. Note: The Mineral Tank with Aqua-Sensor® models also contains a mineral sensor device that determines when the Cullex resin needs regeneration. The number of gallons of hard water that can be softened by the Cullex resin column before it needs regeneration is called the "capacity" of the resin column, and depends upon the amount of hardness minerals in each gallon of water (expressed as grains per gallon) and upon the amount of regenerant brine solution (expressed as pounds of salt) passed through the resin column during regeneration.

Your Culligan service person, taking into account the hardness of your water and the amount of softened water your household may reasonably expect to use each day, has carefully established how often the softener will regenerate and how much salt will be used for each regeneration. This will ensure that all of your soft water needs will be fulfilled without using an excessive amount of salt.

C. The Brine System consists of a salt storage container and hydraulic Dubl-Safe™ valve. The salt storage container holds the salt that is used to make the regenerant brine solution. The hydraulic Dubl-Safe valve limits the amount of water that is returned to the salt storage tank during the brine refill cycle.

Since a predetermined amount of salt is dissolved with each brine refill cycle, the salt must be periodically replenished in order to maintain efficient operation. Your Culligan service person will be able to tell you about how often salt must be added to the salt storage container.





Modes of Operation

Water Meter Mode

In water meter mode, the controller keeps track of the quantity of water that has flowed through the resin bed. Based on the influent water hardness and the hardness capacity of the resin bed, a service life expectancy in the quantity of softened water is calculated and programmed into the control. When the set point is reached, regeneration is triggered. In delay regeneration mode, if the predict mode is turned on, the average daily water usage will be compared to the remaining capacity at the regeneration delay time to predict if another day's water usage can occur before requiring regeneration. If enough capacity is not present then the regeneration will occur at that time. If the predict mode is not selected the regeneration will start at time of regeneration. In immediate mode the regeneration starts when the capacity is exhausted. If time clock backup is set and the capacity has not been exhausted but the days since last regen is greater than time clock backup, setting the softener will immediately regenerate.

Aqua-Sensor Mode

The Aqua-Sensor is a conductivity probe that senses when a hardness front passes through the resin bed. It functions independently of the influent water hardness so therefore, is useful in conditions when the influent water hardness varies throughout the year. It provides for the most efficient mode of operation. In addition to sensing when a resin bed is exhausted, it can also be used to determine when the brine solution is rinsed from the resin bed during the Brine Draw/Slow Rinse cycle triggering the control to move to fast rinse. This patented feature provides water savings by optimizing the amount of rinse water required to completely rinse out the resin bed.

Manual Regeneration

Pressing and holding the regen button for 5 seconds will initiate an immediate regeneration. The beeper will give one beep at the start of manual regeneration (when the motor starts to turn). In delay mode, pressing and releasing the regen button will light the regen icon for regeneration to occur at the set delay time. Pressing and releasing the regen button again will turn off the regen icon.

Predict Mode

The Predict Mode is used with the flow meter to determine the optimum regeneration point. Before the regeneration starts, the control will compare the remaining capacity value with the average daily water use. If the average daily water usage is less than the reserve capacity, the controller will wait 24 more hours before regeneration. If the reserve capacity is less than the average daily water usage, the control will initiate regeneration. This works in delay mode only. At any time, if the total capacity value is reached, the control will initiate an immediate regeneration.

Efficiency Mode

Water softeners historically use an optimum time range to control the Regeneration cycle steps, with a minimum and maximum time required to perform each step dependent on the salt being used, the hardness total and iron level. Culligan typically uses the maximum time range to insure effective Regeneration. However, if the iron content of the water to be softened is zero, and the hardness level is less than 20 gpg, Culligan has developed a new set of regeneration times geared to reducing salt and water usage. These times are defined under a new operating mode coined "Efficiency Mode". Compared to the present time values used, these new regeneration times and salt dosages are considerably less.



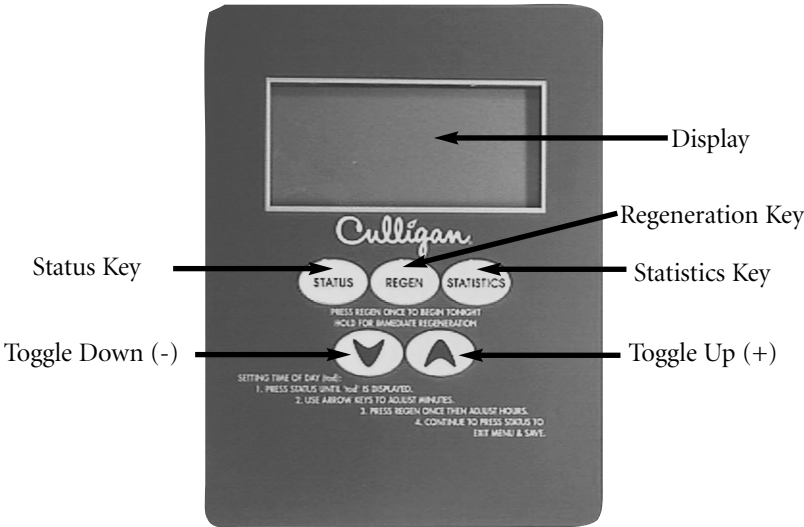
Programming

Power Loss

The AccuSoft® circuit board is equipped with a Hi-Cap Capacitor and EEPROM memory chip. The capacitor is capable of maintaining the time, for at least one day, in the event of a power outage. The EEPROM ensures that the individual programming parameters of your softener are not lost.

If the power outage lasts long enough to drain the Hi-Cap Capacitor, the control will flash “12:00 PM” when power is returned to the control. The unit will continue to keep time from the moment power is restored, and will initiate a full regeneration at the preset regeneration time. The time of day will need to be reset in order to return the regeneration to its preset time.

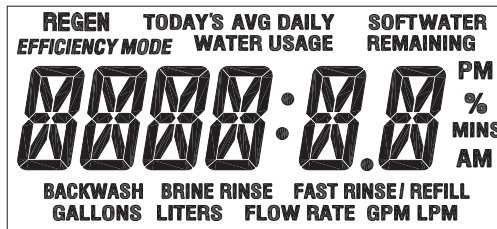
If you live in an area where power outages occur with a regular frequency, a battery backup option is available for ensuring that the time of day is properly maintained. Contact your Culligan Dealer for more information.



Display	Back lit LCD display.
Status Key	Depress to enter and move through the programming steps.
Regeneration Key	Press and hold the key for five (5) seconds to initiate an immediate regeneration. When pressed during programming the time of day or time of regeneration, this key will allow the user to toggle between the hours and minutes setting of timing program segments.
Statistics Key	Each time depressed, the Statistics key will display statistical information such as flow rate, time of day.
Toggle Down Key (-)	In the programming mode this key will move the user through the programming function in a descending mode. If depressed for greater than three seconds, the rate at which the display scrolls through data will increase.
Toggle Up Key (+)	In the programming mode this key will move the user through the programming function in an ascending mode. If depressed for greater than five seconds, the rate at which the display scrolls through the data will increase. This key will also allow the user to manually step through the cycles of regeneration.



The Culligan® AccuSoft® Plus circuit board controls all of the softener functions. These settings are programmed at the time of installation. The following is a list of all the microprocessor functions, in the event that any of the settings need to be adjusted.



1. **Beeper Setting** - This setting is used to turn the beeper on or off for each key press actuation. The display will show "BEEP X" where X is either "Y" or "N". The "Y" or "N" will be toggled with the "+" and "-" keys. Setting the Beep option to "N" will only disable the beeper for key press actuation. The beeper will still be active for error and alarm codes.



Pressing the "Status" key will save the setting and move to the next programming step.

2. **Time of Day** - This setting is used to program the current time of day. When in this step the display will first show "tod" for two seconds.



After "tod" is displayed, "12:00 PM" will display (or the current set time if already programmed) and the minutes will flash. The minutes are adjusted with the "+" or "-" key until the correct value is displayed.

Press the "Regen" key to flash the hours. Adjust with the "+" or "-" key until the correct time is displayed.



Pressing the "Status" key will move to the next programming step. Pressing "Regen" will move back to the minutes adjust.

3. **Time of Regeneration** - This setting is used to program the time at which a regeneration is to occur in the delay mode, or in immediate mode with time clock backup on. The display will first show "tor" for two seconds.



After "tor" is shown the display will then show the default of 2:00 AM (or the current programmed time of regeneration if already set). The time can be adjusted in 30 minute increments by pressing the "+" or "-" keys.

Pressing the "Status" key will save the setting and move to the next programming step.





4. **Regeneration Interval** - This setting is used to set the days between regeneration. If the time clock backup Dip switch # 10 is set to on. The display will show "REGEN" icon and "dAYS" as well as the numbers to change. Adjust the value with the "+" or "-" keys.



Pressing the "Status" key will save the setting and move to the next programming step.

5. **Hardness Setting (flow meter only)** - This setting is used to set the hardness (grains) of the influent water supply. The display will only appear if a flow meter is connected to the circuit board and the control is set to Gold or Platinum (softener mode only). For English Units the display will first show "Hard" for two seconds and then display the Hardness default (or the previously programmed value). Adjust the value with the "+" or "-" keys.



6. **Iron Setting (flow meter only)** - This setting is used to set the iron level (PPM) of the influent water supply. The display will show "Iron" in the left most digits and the iron default setting (or the previously programmed value) in the far right digit. The display will only appear if a flow meter is connected to the circuit board and the control is set to Gold, Platinum or Europe (softener only). Adjust the value with the "+" or "-" keys.



Pressing the "Status" key will temporarily store the setting and move to the next programming step.

7. **Salt Type (flow meter only)** - This setting is used to select the regeneration salt type (Sodium Chloride or Potassium Chloride). The display will show "SALT" for 2 seconds. Then display the default 'NACL'. Pushing the "+" or "-" keys will change to 'KCL'.



Pressing the "Status" key will temporarily store the setting and move to the next programming step.

8. **Efficiency Mode (flow meter only)** - Efficiency mode will only be active if iron is set to 0 and hardness is less than 20 grains (Not available if DIP switch #6 or DIP switch #9 are on). The "EFFICIENCY MODE" Icon will be displayed with a default of "YES". Toggle between "YES" and "NO" with the "+" or "-" key.



Pressing the "Status" key will temporarily store the setting and move to the next programming step.



9. **Tank Sizes (flow meter only)** - This setting is used to determine what size tank the control is connected to. The display will first show "PLATIN" for two seconds and then display the tank size default. Adjust the tank size with the "+" or "-" keys.

PLAT IN

10 X 54

Pressing the "Status" key will temporarily store the setting and move to the next programming step.

10. **Defaults (flow meter only)** - This setting allows the control to automatically determine what the values shall be for salt dosage, cycle times, batch capacity, and total capacity based on the "temporarily stored" values above. The display will first show "dEFLtS" for two seconds and then display "YES" or "NO", with "YES" being the default. "YES" and "NO" are toggled with the "+" or "-" keys.

dEFLtS

If **'YES'** is chosen, then pressing the "STATUS" key will let the control automatically lookup, calculate, and save the values for salt dosage, cycle times, batch capacity, and total capacity, and proceed to the next item in the programming menu.

YES

If **'NO'** is chosen, then the programmer will have the ability to set each value as desired for salt dosage, cycle times, batch capacity, and total capacity. (Choosing "NO" will cancel Efficiency Mode if it was active prior to this step)

11. **View** - This setting is used to allow the programmer to view the calculated and looked up values for salt dosage, cycle times, batch capacity, and total capacity. These values may only be viewed and can't be changed at this time. This 'View' programming item is only available in the menu if 'dEFLtS' was set to 'YES'. The display will show "VIEW N". The "Y" or "N" will be toggled with the "+" and "-" keys. The default for this item shall always be "N" and does not get saved in EEPROM. The programmer must always toggle to "Y" in order to view these items.

VIEW N

If "Y" is chosen, then pressing the "STATUS" key will display the value for salt dosage; repeated presses of the status key will display cycle times, batch capacity, and total capacity.

Pressing the "STATUS" key after viewing "Maxcap" will exit the programming menu.

If "N" is chosen, then pressing the "STATUS" key will exit the programming menu.



12. **Salt Dosage** - This setting is used to set the salt dosage. The display will first show "dOSAGE" for two seconds and then display the default (or previously programmed value). Adjust the salt dosage with the "+" or "-" keys.



Note: This setting appears during Aqua-Sensor Programming.

Pressing the "STATUS" key will save the setting and move to the next programming step.

13. **Backwash Time** - This setting is used to program the backwash. The time of the cycle is kept in minutes. The display will show the "BACKWASH" and "MINS" icons and the cycle time in the right most digits. Adjust the value with the "+" or "-" keys.



Note: This setting appears during Aqua-Sensor Programming.

Pressing the "Status" key will save the setting and move to the next programming step.

14. **Brine Drain/Slow Rinse** - This setting is used to set the time in minutes for brine drain/slow rinse cycle. The display will show the "BRINE RINSE" and "MINS" icons and the cycle time in the right most digits. Adjust the value with the "+" or "-" keys.



Note: This setting appears during Aqua-Sensor Programming.

Pressing the "Status" key will save the setting and move to the next programming step.

15. **Fast Rinse** - This setting is used to set the time in minutes for the fast rinse cycle. The display will show the "FAST RINSE" and "MINS" icons for 4-cycle valves or "FAST RINSE" and "MINS" icons with the cycle time in the right most digits. Adjust the value with the "+" or "-" keys.



Pressing the "Status" key will save the setting and move to the next programming step.

16. **Refill** - This setting is used to adjust the time in minutes for the refill cycle. The display will show the "REFILL" and "MINS" icons with the cycle time in the right most digits. Adjust the value with the "+" or "-" keys.



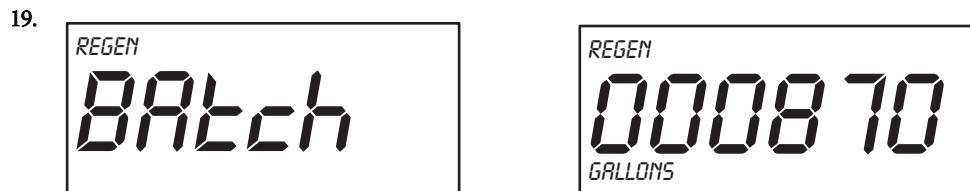
Pressing the "Status" key will save the setting and move to the next programming step.



17. **Total Capacity Set Point (Max Capacity)** - This setting is used to program a value that corresponds to the maximum capacity that can be expected from a unit before it is completely exhausted. If the unit reaches this set point an immediate regeneration will occur even if the control is set to delay mode. This setting will only appear if a flow meter is connected to the circuit board. Adjust the value with the "+" or "-" keys. The display will show the "REGEN" icon and "MAXCAP" for two seconds and then display the "REGEN" and "GALLONS" icons and the setting numbers to adjust. Pressing the "Status" key will save the setting and move to the next programming step.



- Batch Set Point** - This setting is used to set the trip point for regeneration when in flow meter operation. It will only appear if a flow meter is connected, and 'dEFLtS' set to 'NO'. The programmed setting displays the actual set point to trigger regeneration. The display will show the "REGEN" icon and "BAtch" for two seconds and then display the "REGEN" and "GALLONS" icons and the setting numbers to adjust. Adjust the value with the "+" or "-" keys. Pressing the "Status" key will save the setting and move to the next programming step.



- Additional Features** - The Culligan Platinum Series Softener electronics are packed with features that expand the water softening experience. The statistics button allows you to view four separate gages: Capacity Remaining, Water Used Today, Average Water Usage, and Current Flow Rate. To view each item, press the statistics button, to step to the next item, press the button again. These screens will time-out after 5 seconds if no button is pushed.

Programming Mode Timeout

If no key activity occurs for a period of 180 seconds (3 minutes) while in programming mode, the mode will time out, exit the programming mode and return to time of day display. Any setting that wasn't saved by pressing the 'status' key prior to the control timing out will revert back to the original value.



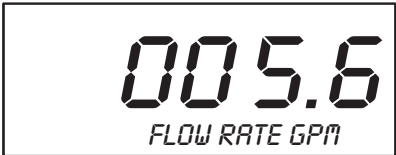
Statistic Functions

Once either of the statistics menus is entered the information shown for each display is outlined below:

- **Aqua Sensor** - This display will only show when in aqua sensor mode (no meter attached). The display will alternate between 'aqua' and 'sensor' every second until the 'statistics' key is pressed or until the function times out.



- **Flow Rate (standard statistics)** - This display will only show if the flow meter is attached to the control. The display shall show the current flow rate of the water passing through the control. The display will show the "FLOW RATE" and "GPM" icons and the current flow rate passing through the flow meter for as long as the "-" key or "Statistics" key is not pressed.



This display shall never time out, as opposed to the rest of standard statistics (10 minutes).

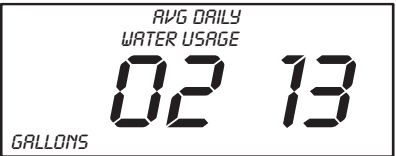
- **Capacity Remaining (%)** - This display will only show if the flow meter is attached to the control. The display shows the percent capacity remaining before regeneration will be triggered. The display will show the "SOFT-WATER", "REMAINING" and "%" icons. This display shall never time out, as opposed to the rest of standard statistics (10 minutes).



- **Today's Water Usage** - This display will only show if the flow meter is attached to the control. The display will show the accumulated flow of water for the current day. The value is to start totalizing at 12:00 AM and reset to 0 at 11:59:59 PM. The display will show the "TODAY'S", "WATER USAGE" and "GALLONS" icons and the total days flow.



- **Average Daily Water Usage** - This display will only show if the flow meter is attached to the control. The display will show a running 7-day average of daily water usage. The display will show the "AVG DAILY", "WATER USAGE" and "GALLONS" icons and the averaged flow value.





Salt Supply, Usage and Service

Salt is the mineral used to “recharge” your water conditioner. A brine solution is automatically made up in the bottom of the salt storage container, the Cullex® resin beads in the mineral tank are flushed with the brine solution as a step in the recharging process.

Your Culligan Water Conditioner has been carefully designed to get the greatest amount of softening capacity from the salt it uses. Here is some pertinent information about salt usage, types and service.

Salt Economizer

This control is set at the time of installation, and determines salt usage according to the water hardness, number of persons in the household, and water usage.

What Kind of Salt is Best

All Culligan Water Conditioners are designed to use any water conditioner salt of good quality, including “rock”, “pellet”, “solar”, or “evaporated” types.

All rock salt, regardless of source, contains insoluble material which collects at the bottom of the salt storage tank and requires periodic clean-out.

If purified salt products are used, the salt storage compartment will require less frequent clean-out, but you must check more frequently for “bridging”.

Regardless of what type of salt is used, we recommend Culligan Brand Salt as suggested by your Culligan Dealer. He or she is the expert and can provide you with the best product for your Culligan Water Conditioner.

Automatic Salt Delivery Service

Ask your Culligan Dealer for details about salt delivery service. You can have your salt supply replenished on a regular basis. Whether you have automatic delivery service or pick up salt from your Culligan Dealer, you will be getting quality salt packaged according to rigid Culligan specifications. Using Culligan Brand Salt will help assure continued efficiency and trouble-free operation of your water conditioner.

SODIUM INFORMATION: “Water softeners using sodium chloride for regeneration add sodium to the water. Persons who are on sodium restricted diets should consider the added sodium as part of their overall sodium intake.”



Care and Cleaning of Your Water Conditioner

Following these simple precautions will help assure continued trouble-free service and keep your Culligan Water Conditioner looking like new for years.

- 1** Do not place heavy objects on top of the salt storage tank or timer cover.
- 2** Use only mild soap and warm water when cleaning the exterior of the conditioner. Never use harsh, abrasive cleaning compounds or those which contain acid, such as vinegar, bleach and similar products.
- 3** **Important: Protect your water conditioner and the entire drainline from freezing temperatures. DANGER: If your unit should freeze, do not attempt to disassemble it. Call your Culligan Dealer.**
- 4** **Important: Culligan water softeners are sold for use on potable water, only. If at any time the water becomes contaminated, such as during a "boil water" situation, the operation of the water softener should be discontinued until it is verified that the water is again potable. To do this, push the red knob on the back of the water softener against the barrel of the bypass valve. Then, call your Culligan dealer to have your system sanitized before it is placed back into service.**
- 5** Should service, adjustment or trouble-shooting information be needed which is not covered in the Use and Care Guide, call your Culligan Dealer.

Note: Following the manufacturer's instructions regarding operation, maintenance and replacement requirements, including replacement of filters if applicable, is essential for Culligan's products to perform as advertised.

If you have further questions, please call your local independently operated Culligan dealer. He or she will be glad to be of assistance to you. For your nearest Culligan dealer, call (800) 285-5442.

Recommended Preventative Maintenance Inspection Schedule

The Culligan Gold Series commercial water softener has been designed to provide a good, consistent service life. Routinely inspecting the system may help avoid potentially costly breakdowns related to circumstances outside of the control of the dealer and/or user.

Component	Suggested Inspection Frequency	Reason for Maintenance
Entire System	At Start-up, after infrequent use (idle for one week or more) or every 3 - 6 months if on a private water supply.	On private supplies, the appearance of off-tastes and odors, particularly if musty or "rotten egg" (caused by harmless sulfate-reducing bacteria) may indicate a need for the system to be sanitized.
Backwash Flow Controller	Every 12 months or every time service is performed on the system.	Build up of sediment, iron and/or other foreign materials (found in some water supplies but not necessarily all) could negatively affect system performance. Monitor item for normal or unexpected wear.
Brine eductor nozzle and throat	Every 12 months or every time service is performed on the system.	Build up of sediment, iron and/or other foreign materials (found in some water supplies but not necessarily all) could negatively affect system performance. Monitor item for normal or unexpected wear.
Softening Media (Cullex)	Every 2 - 3 years	Chlorinated water supplies can breakdown and destroy softening media. Softening media may also perform poorly if subjected to other materials (sediment, iron, alum, etc.) found in some water supplies (but not necessarily all).
Softening Media (Cullex)	As needed	Regular use of Culligan softener media or Culligan Iron-Eater to ensure softening efficiency.



To Clean Out the Salt Storage Tank

A periodic clean-out of the Salt Storage Tank is necessary to keep your Culligan Water Conditioner at peak operating efficiency. Do it at least every 2 years when the salt supply is low. Follow these step-by-step procedures:

Tools needed:

- Scoop
- Clean, bucket-size container
- Phillips-head screwdriver
- Garden hose
- Household scrub brush or sponge

1. Remove the salt storage tank cover and the cap from the brine valve chamber.
2. Lift the brine valve out of the brine valve chamber and set aside in an upright position.
3. If you'd like to save any clean, dry salt remaining in the tank, remove it and place it in a clean container.
4. Using the scoop, dig out and discard as much remaining salt, water and debris as possible.
5. Remove the brine valve chamber by removing the screws on either side of the salt tank.
6. Remove the salt plate at the bottom of the brine tank.
7. Lay the salt tank on its side and direct a brisk stream of water from your garden hose to its inside to rinse out all residue.
8. Using a household scrub brush and a mild soapy solution, clean the salt plate. This will complete the tank cleaning.
9. Stand salt tank upright. Replace the salt plate. Place brine valve chamber in position and affix with screws.
10. Insert the brine valve into the chamber and replace brine valve chamber cap.
11. Fill the salt storage tank with 4 to 6 inches of water.
12. Fill the tank with salt to within a few inches of the top.
13. Replace salt storage tank cover.



Things to Check Before You Call For Service

If you unexpectedly experience hard water, make these simple checks before calling your Culligan dealer. One of the following conditions may be the reason for your interruption of service.

IMPORTANT

If any of the following conditions are found, the water conditioner should be manually recharged according to instructions on page 8 after you have corrected the problem.

POWER SUPPLY

Check your power supply cord. Is it plugged fully into the electric outlet? Be certain that the outlet is not controlled by a wall switch which has been turned off. Plug in transformer and then reset conditioner to proper time of day.

BLOWN FUSE

Check the house fuse or circuit breaker panel. Replace a blown-out fuse or reset an open circuit breaker.

POWER FAILURE

Any interruption in your power supply or time changes - such as daylight savings - will disrupt your conditioner's recharge schedule by causing the timer to run off-schedule. Reset timer to proper time of day.

BYPASS VALVES

Check to see if they are in the proper position. Cul-Flo-Valv® Bypass, if used, should be in the "Push for Service" position (blue knob against bypass body) for the push - pull bypass or with the handle away from the control for the rotating bypass.. If hand valves are used, see that inlet and outlet valve are opened and that the bypass valve is closed.

NO WATER

If you aren't getting any water flow at all, make sure your water supply is working. Open a tap ahead of the conditioner (outside tap) to see if you have any water pressure. If you have water pressure, check the bypass valve. If it is in the Service position, put it into the bypass and call your Culligan dealer for service.

INCREASED USAGE

Guests, family additions, new water-using appliances, etc., all will result in more water usage and will require more capacity from your conditioner. You can reprogram your recharging schedule by following the directions on pages 10 - 14. Call your Culligan dealer for advice and save a service call.

SALT SUPPLY

Check it. Refill if necessary and wait approximately 4 hours for salt to dissolve before initiating a recharge cycle.

SALT BRIDGING

Salt bridging occurs when a space is formed between the salt and the water underneath, preventing the salt from dissolving to make brine. No brine, no soft conditioned water!

High humidity and/or use of some brands of purified salt products may cause a salt bridge to form.

The best way to check and eliminate a salt bridging problem is to take a broom handle or similar instrument and make a mark 34 inches from the end. Then carefully begin to probe down through the salt with the instrument. Should an obstruction be found before the mark on your instrument reaches the rim of the salt storage tank, a salt bridge is likely to have formed. Continue to probe and break the salt bridge completely. *Caution! Do not force the implement past the mark as damage to the horizontal salt plate may occur.*



Error Codes

The *Accusoft Plus* microprocessor is equipped with an advanced error detection system. During all operating modes the softener's electronics are performing self-diagnostics to ensure that the unit is operating correctly. There may be times, however, when something may occur that could cause the unit to improperly operate. In those instances the microprocessor will identify the exact problem and alert the user with an error code. Shown below is a description of the error codes.

Display	Error Description	Clearing Error/Alarm
ERR 1	Motor Failure to Start	Press and hold 'STATUS' key for 10 seconds.
ERR 2	Motor Failure to Stop	Press and hold 'STATUS' key for 10 seconds.
ERR 3	Incorrect Cycle Position	Press and hold 'STATUS' key for 10 seconds.
ERR 4	Dips # 3 & 4 (Control Selection) Do Not Match the Valve Detected	Press and hold 'STATUS' key for 10 seconds.
ALAR M 1	Auto Rinse Out Failure (See section 6.12)	Press and hold the 'REGEN' key for 10 seconds while in Service Statistics Mode at the 'Last Slow Rinse Time' display OR the alarm clears automatically if the next brine rinse cycle is successfully cut short by Auto Rinse Out.

To reset an error, press and hold for 10 seconds the **status** button. The unit will beep and check to see if indeed the error has been fixed. If the error was not fixed, the board will re-display the error code. If the error code does not reset please contact your local Culligan Dealer. For additional troubleshooting or service needs, please contact your local Culligan Dealer.

When and How to Bypass your Water Conditioner

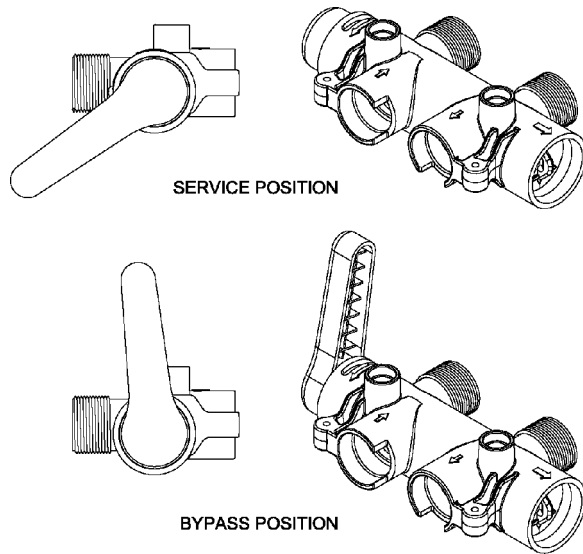


Normally, all water except outside lines passes through the water conditioner. There are times when the water conditioner should be bypassed, using the push-button Cul-Flo-Valv® Bypass rotating bypass, or a 3-way bypass valve. You should bypass:

1. If lines to outside faucets do not bypass the water conditioner, and you do not want to waste soft water on lawn sprinkling or other outside uses.
2. If you are going away on vacation and want to save salt by not having the unit recharge while you're away.

Rotating Bypass

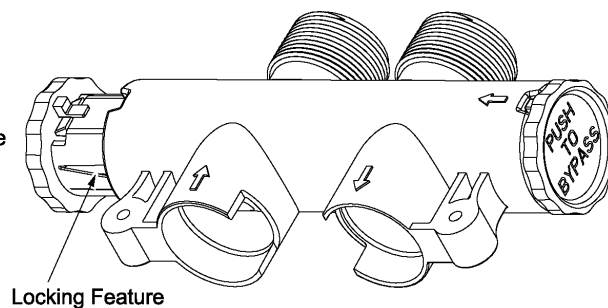
In the back of Culligan water conditioners is a Cul-Flo-Valv Bypass. To bypass unit, rotate the bypass handle clockwise until it is in the position shown below. To return to soft water service, reverse the procedure- rotate the handle counter-clockwise to the position shown below.



PUSH-BUTTON BYPASS

In the back of Culligan water conditioners is a push-button Cul-Flo-Valv Bypass. To bypass unit, simply push the red knob (marked "Push to Bypass") against the bypass valve body. To return to soft water service, reverse the procedure - push the blue knob (marked "Push for Service") against the bypass valve body.

The service knob (blue) has a locking feature, which must be depressed in order to shift.





Performance Data Sheet

Culligan knows the more informed you are about your water treatment systems, the more confident you will be about its performance. It's because of this and more than sixty-five years of commitment to customer satisfaction that Culligan is providing this Performance Data Sheet to its customers.

IMPORTANT NOTICE: Read this Performance Data Sheet and compare the capabilities of this unit with your actual water treatment needs. It is recommended that before purchasing a water treatment unit, you have your water supply tested to determine your actual water treatment needs.

MANUFACTURER: Culligan International Company,
One Culligan Parkway, Northbrook, IL 60062-6209 USA
(847) 205-6000

PRODUCT: Culligan Platinum Series™ 10" Water Softener with Soft-Minder® Meter

TESTING CONDITIONS & RESULTS:

Flow Rate: 14.0 gpm	Capacity: 29,000 grains @ 6.0 lb. salt
Pressure: 30 - 40 psi	39,500 grains @ 12.0 lb. salt
Acidity: Non-Corrosive	46,900 grains @ 18.0 lb. salt
Temperature: 68° (20°C)	pH: 7.6
Efficiency Rated Dosage†: 4,840 gr/lb	



SOFTENER SPECIFICATIONS:

Max. Flow Rate: 14.0 gpm (53 Lpm)	Pressure Drop at Max. Flow Rate: 14 psi (97 kPa)
Operating Temp. Range: 33-125°F (1-50°C)	Max. Drain Flow Rate: 1.6 gpm (6.1 Lpm)
Working Pressure Range: 20-120 psi (140-860 kPa)	

The Culligan Platinum Series 10" Water Softener with Soft-Minder Meter is tested and certified by WQA against NSF/ANSI Standard 44 for the effective reduction of hardness (calcium and magnesium) as verified and substantiated by test data.

An efficiency rated water softener is a DIR softener which also complies with specific performance specifications intended to minimize the amount of regenerant brine and water used in its operation. Efficiency rated water softeners shall have a rated salt efficiency of not less than 3350 grains of total hardness exchange per pound of salt (based on NaCl equivalency) (477 grams of total hardness exchange per kilogram of salt), and shall not deliver more salt than its listed rating. The efficiency is measured by a laboratory test described in NSF/ANSI 44. The test represents the maximum possible efficiency the system can achieve. Operational efficiency is the actual efficiency achieved after the system has been installed. It is typically less than the efficiency due to individual application factors including water hardness, water usage, and other contaminants that reduce the softener's capacity.

Refer to the Specifications, Familiarization and Warranty section of this Owner's Guide for more specific product information. To avoid contamination from improper handling and installation, your system should only be installed and serviced by your Culligan Man. Performance will vary based on local water conditions. The substances reduced by this system are not necessarily in your water.

Culligan water softeners are designed to work with any salt of good quality, although it is recommended that you ask your local Culligan Man for his suggestion on the best type and grade of salt to use in this softener.

NOTICE: This softener is not intended to be used for treating water that is microbiologically unsafe or of unknown quality without adequate disinfection before or after the system.

† The efficiency rated dosage is only valid at the 6lb. salt dosage for 10" models.

Buyer Signature _____ Date _____

Seller Signature _____ Date _____



Performance Data Sheet

Culligan knows the more informed you are about your water treatment systems, the more confident you will be about its performance. It's because of this and more than sixty-five years of commitment to customer satisfaction that Culligan is providing this Performance Data Sheet to its customers.

IMPORTANT NOTICE: Read this Performance Data Sheet and compare the capabilities of this unit with your actual water treatment needs. It is recommended that before purchasing a water treatment unit, you have your water supply tested to determine your actual water treatment needs.

MANUFACTURER: Culligan International Company,
One Culligan Parkway, Northbrook, IL 60062-6209 USA
(847) 205-6000

PRODUCT: Culligan Platinum Series™ 10" Water Softener with Aqua-Sensor® Sensing Device

TESTING CONDITIONS & RESULTS:

Flow Rate: 14.0 gpm	Capacity: 29,000 grains @ 6.0 lb. salt
Pressure: 30 - 40 psi	39,500 grains @ 12.0 lb. salt
Acidity: Non-Corrosive	46,900 grains @ 18.0 lb. salt
Temperature: 68° (20°C)	pH: 7.6
Efficiency Rated Dosage†: 4,840 gr/lb	



SOFTENER SPECIFICATIONS:

Max. Flow Rate: 14.0 gpm (53 Lpm)	Pressure Drop at Max. Flow Rate: 14 psi (97 kPa)
Operating Temp. Range: 33-125°F (1-50°C)	Max. Drain Flow Rate: 1.6 gpm (6.1 Lpm)
Working Pressure Range: 20-120 psi (140-860 kPa)	

The Culligan Platinum Series 10" Water Softener with Soft-Minder Meter is tested and certified by WQA against NSF/ANSI Standard 44 for the effective reduction of hardness (calcium and magnesium) as verified and substantiated by test data.

An efficiency rated water softener is a DIR softener which also complies with specific performance specifications intended to minimize the amount of regenerant brine and water used in its operation. Efficiency rated water softeners shall have a rated salt efficiency of not less than 3350 grains of total hardness exchange per pound of salt (based on NaCl equivalency) (477 grams of total hardness exchange per kilogram of salt), and shall not deliver more salt than its listed rating. The efficiency is measured by a laboratory test described in NSF/ANSI 44. The test represents the maximum possible efficiency the system can achieve. Operational efficiency is the actual efficiency achieved after the system has been installed. It is typically less than the efficiency due to individual application factors including water hardness, water usage, and other contaminants that reduce the softener's capacity.

Refer to the Specifications, Familiarization and Warranty section of this Owner's Guide for more specific product information. To avoid contamination from improper handling and installation, your system should only be installed and serviced by your Culligan Man. Performance will vary based on local water conditions. The substances reduced by this system are not necessarily in your water.

Culligan water softeners are designed to work with any salt of good quality, although it is recommended that you ask your local Culligan Man for his suggestion on the best type and grade of salt to use in this softener.

NOTICE: This softener is not intended to be used for treating water that is microbiologically unsafe or of unknown quality without adequate disinfection before or after the system.

† The efficiency rated dosage is only valid at the 6lb. salt dosage for 10" models.

Buyer Signature _____ Date _____

Seller Signature _____ Date _____



Performance Data Sheet

Culligan knows the more informed you are about your water treatment systems, the more confident you will be about its performance. It's because of this and more than sixty-five years of commitment to customer satisfaction that Culligan is providing this Performance Data Sheet to its customers.

IMPORTANT NOTICE: Read this Performance Data Sheet and compare the capabilities of this unit with your actual water treatment needs. It is recommended that before purchasing a water treatment unit, you have your water supply tested to determine your actual water treatment needs.

MANUFACTURER: Culligan International Company,
One Culligan Parkway, Northbrook, IL 60062-6209 USA
(847) 205-6000

PRODUCT: Culligan Platinum Series™ 12" Water Softener with Soft-Minder® Meter

TESTING CONDITIONS & RESULTS:

Flow Rate: 17.5 gpm	Capacity: 32,000 grains @ 7.0 lb. salt
Pressure: 30 - 40 psi	54,400 grains @ 16.0 lb. salt
Acidity: Non-Corrosive	63,900 grains @ 24.0 lb. salt
Temperature: 68° (20°C)	pH: 7.6
Efficiency Rated Dosage†: 4,570 gr/lb	



SOFTENER SPECIFICATIONS:

Max. Flow Rate: 17.5 gpm (66 Lpm)	Pressure Drop at Max. Flow Rate: 15 psi (104 kPa)
Operating Temp. Range: 33-125°F (1-50°C)	Max. Drain Flow Rate: 2.9 gpm (11.0 Lpm)
Working Pressure Range: 20-120 psi (140-860 kPa)	

The Culligan Platinum Series 12" Water Softener with Soft-Minder Meter is tested and certified by WQA against NSF/ANSI Standard 44 for the effective reduction of hardness (calcium and magnesium) as verified and substantiated by test data.

An efficiency rated water softener is a DIR softener which also complies with specific performance specifications intended to minimize the amount of regenerant brine and water used in its operation. Efficiency rated water softeners shall have a rated salt efficiency of not less than 3350 grains of total hardness exchange per pound of salt (based on NaCl equivalency) (477 grams of total hardness exchange per kilogram of salt), and shall not deliver more salt than its listed rating. The efficiency is measured by a laboratory test described in NSF/ANSI 44. The test represents the maximum possible efficiency the system can achieve. Operational efficiency is the actual efficiency achieved after the system has been installed. It is typically less than the efficiency due to individual application factors including water hardness, water usage, and other contaminants that reduce the softener's capacity.

Refer to the Specifications, Familiarization and Warranty section of this Owner's Guide for more specific product information. To avoid contamination from improper handling and installation, your system should only be installed and serviced by your Culligan Man. Performance will vary based on local water conditions. The substances reduced by this system are not necessarily in your water.

Culligan water softeners are designed to work with any salt of good quality, although it is recommended that you ask your local Culligan Man for his suggestion on the best type and grade of salt to use in this softener.

NOTICE: This softener is not intended to be used for treating water that is microbiologically unsafe or of unknown quality without adequate disinfection before or after the system.

† The efficiency rated dosage is only valid at the 7lb. salt dosage for 12" models.

Buyer Signature _____ Date _____

Seller Signature _____ Date _____



Performance Data Sheet

Culligan knows the more informed you are about your water treatment systems, the more confident you will be about its performance. It's because of this and more than sixty-five years of commitment to customer satisfaction that Culligan is providing this Performance Data Sheet to its customers.

IMPORTANT NOTICE: Read this Performance Data Sheet and compare the capabilities of this unit with your actual water treatment needs. It is recommended that before purchasing a water treatment unit, you have your water supply tested to determine your actual water treatment needs.

MANUFACTURER: Culligan International Company,
One Culligan Parkway, Northbrook, IL 60062-6209 USA
(847) 205-6000

PRODUCT: Culligan Platinum Series™ 12" Water Softener with Aqua-Sensor® Sensing Device

TESTING CONDITIONS & RESULTS:

Flow Rate: 17.5 gpm	Capacity: 32,000 grains @ 7.0 lb. salt
Pressure: 30 - 40 psi	54,400 grains @ 16.0 lb. salt
Acidity: Non-Corrosive	63,900 grains @ 24.0 lb. salt
Temperature: 68° (20°C)	pH: 7.6
Efficiency Rated Dosage†: 4,570 gr/lb	



SOFTENER SPECIFICATIONS:

Max. Flow Rate: 17.5 gpm (66 Lpm)	Pressure Drop at Max. Flow Rate: 15 psi (104 kPa)
Operating Temp. Range: 33-125°F (1-50°C)	Max. Drain Flow Rate: 2.9 gpm (11.0 Lpm)
Working Pressure Range: 20-120 psi (140-860 kPa)	

The Culligan Platinum Series 12" Water Softener with Soft-Minder Meter is tested and certified by WQA against NSF/ANSI Standard 44 for the effective reduction of hardness (calcium and magnesium) as verified and substantiated by test data.

An efficiency rated water softener is a DIR softener which also complies with specific performance specifications intended to minimize the amount of regenerant brine and water used in its operation. Efficiency rated water softeners shall have a rated salt efficiency of not less than 3350 grains of total hardness exchange per pound of salt (based on NaCl equivalency) (477 grams of total hardness exchange per kilogram of salt), and shall not deliver more salt than its listed rating. The efficiency is measured by a laboratory test described in NSF/ANSI 44. The test represents the maximum possible efficiency the system can achieve. Operational efficiency is the actual efficiency achieved after the system has been installed. It is typically less than the efficiency due to individual application factors including water hardness, water usage, and other contaminants that reduce the softener's capacity.

Refer to the Specifications, Familiarization and Warranty section of this Owner's Guide for more specific product information. To avoid contamination from improper handling and installation, your system should only be installed and serviced by your Culligan Man. Performance will vary based on local water conditions. The substances reduced by this system are not necessarily in your water.

Culligan water softeners are designed to work with any salt of good quality, although it is recommended that you ask your local Culligan Man for his suggestion on the best type and grade of salt to use in this softener.

NOTICE: This softener is not intended to be used for treating water that is microbiologically unsafe or of unknown quality without adequate disinfection before or after the system.

† The efficiency rated dosage is only valid at the 7lb. salt dosage for 12" models.

Buyer Signature _____ Date _____

Seller Signature _____ Date _____



Performance Data Sheet

Culligan knows the more informed you are about your water treatment systems, the more confident you will be about its performance. It's because of this and more than sixty-five years of commitment to customer satisfaction that Culligan is providing this Performance Data Sheet to its customers.

IMPORTANT NOTICE: Read this Performance Data Sheet and compare the capabilities of this unit with your actual water treatment needs. It is recommended that before purchasing a water treatment unit, you have your water supply tested to determine your actual water treatment needs.

MANUFACTURER: Culligan International Company,
One Culligan Parkway, Northbrook, IL 60062-6209 USA
(847) 205-6000

PRODUCT: Culligan Platinum Series™ 14" Water Softener with Soft-Minder® Meter

TESTING CONDITIONS & RESULTS:

Flow Rate: 18.0 gpm	Capacity: 54,600 grains @ 12.0 lb. salt
Pressure: 30 - 40 psi	78,300 grains @ 24.0 lb. salt
Acidity: Non-Corrosive	91,700 grains @ 36.0 lb. salt
Temperature: 68° (20°C)	pH: 7.6
Efficiency Rated Dosage†: 4,550 gr/lb	



SOFTENER SPECIFICATIONS:

Max. Flow Rate: 18.0 gpm (68 Lpm)	Pressure Drop at Max. Flow Rate: 13 psi (90 kPa)
Operating Temp. Range: 33-125°F (1-50°C)	Max. Drain Flow Rate: 5.5 gpm (21.0 Lpm)
Working Pressure Range: 20-120 psi (140-860 kPa)	

The Culligan Platinum Series 14" Water Softener with Aqua-Sensor sensing device is tested and certified by WQA against NSF/ANSI Standard 44 for the effective reduction of hardness (calcium and magnesium) as verified and substantiated by test data.

An efficiency rated water softener is a DIR softener which also complies with specific performance specifications intended to minimize the amount of regenerant brine and water used in its operation. Efficiency rated water softeners shall have a rated salt efficiency of not less than 3350 grains of total hardness exchange per pound of salt (based on NaCl equivalency) (477 grams of total hardness exchange per kilogram of salt), and shall not deliver more salt than its listed rating. The efficiency is measured by a laboratory test described in NSF/ANSI 44. The test represents the maximum possible efficiency the system can achieve. Operational efficiency is the actual efficiency achieved after the system has been installed. It is typically less than the efficiency due to individual application factors including water hardness, water usage, and other contaminants that reduce the softener's capacity.

Refer to the Specifications, Familiarization and Warranty section of this Owner's Guide for more specific product information. To avoid contamination from improper handling and installation, your system should only be installed and serviced by your Culligan Man. Performance will vary based on local water conditions. The substances reduced by this system are not necessarily in your water.

Culligan water softeners are designed to work with any salt of good quality, although it is recommended that you ask your local Culligan Man for his suggestion on the best type and grade of salt to use in this softener.

NOTICE: This softener is not intended to be used for treating water that is microbiologically unsafe or of unknown quality without adequate disinfection before or after the system.

† The efficiency rated dosage is only valid at the 12lb. salt dosage for 14" models.

Buyer Signature _____ Date _____

Seller Signature _____ Date _____



Performance Data Sheet

Culligan knows the more informed you are about your water treatment systems, the more confident you will be about its performance. It's because of this and more than sixty-five years of commitment to customer satisfaction that Culligan is providing this Performance Data Sheet to its customers.

IMPORTANT NOTICE: Read this Performance Data Sheet and compare the capabilities of this unit with your actual water treatment needs. It is recommended that before purchasing a water treatment unit, you have your water supply tested to determine your actual water treatment needs.

MANUFACTURER: Culligan International Company,
One Culligan Parkway, Northbrook, IL 60062-6209 USA
(847) 205-6000

PRODUCT: Culligan Platinum Series™ 14" Water Softener with Aqua-Sensor® Sensing Device

TESTING CONDITIONS & RESULTS:

Flow Rate: 18.0 gpm	Capacity: 54,600 grains @ 12.0 lb. salt
Pressure: 30 - 40 psi	78,300 grains @ 24.0 lb. salt
Acidity: Non-Corrosive	91,700 grains @ 36.0 lb. salt
Temperature: 68° (20°C)	pH: 7.6
Efficiency Rated Dosage†: 4,550 gr/lb	



SOFTENER SPECIFICATIONS:

Max. Flow Rate: 18.0 gpm (68 Lpm)	Pressure Drop at Max. Flow Rate: 13 psi (90 kPa)
Operating Temp. Range: 33-125°F (1-50°C)	Max. Drain Flow Rate: 5.5 gpm (21.0 Lpm)
Working Pressure Range: 20-120 psi (140-860 kPa)	

The Culligan Platinum Series 14" Water Softener with Aqua-Sensor sensing device is tested and certified by WQA against NSF/ANSI Standard 44 for the effective reduction of hardness (calcium and magnesium) as verified and substantiated by test data.

An efficiency rated water softener is a DIR softener which also complies with specific performance specifications intended to minimize the amount of regenerant brine and water used in its operation. Efficiency rated water softeners shall have a rated salt efficiency of not less than 3350 grains of total hardness exchange per pound of salt (based on NaCl equivalency) (477 grams of total hardness exchange per kilogram of salt), and shall not deliver more salt than its listed rating. The efficiency is measured by a laboratory test described in NSF/ANSI 44. The test represents the maximum possible efficiency the system can achieve. Operational efficiency is the actual efficiency achieved after the system has been installed. It is typically less than the efficiency due to individual application factors including water hardness, water usage, and other contaminants that reduce the softener's capacity.

Refer to the Specifications, Familiarization and Warranty section of this Owner's Guide for more specific product information. To avoid contamination from improper handling and installation, your system should only be installed and serviced by your Culligan Man. Performance will vary based on local water conditions. The substances reduced by this system are not necessarily in your water.

Culligan water softeners are designed to work with any salt of good quality, although it is recommended that you ask your local Culligan Man for his suggestion on the best type and grade of salt to use in this softener.

NOTICE: This softener is not intended to be used for treating water that is microbiologically unsafe or of unknown quality without adequate disinfection before or after the system.

† The efficiency rated dosage is only valid at the 12lb. salt dosage for 14" models.

Buyer Signature _____ Date _____

Seller Signature _____ Date _____



Performance Data Sheet

Culligan knows the more informed you are about your water treatment systems, the more confident you will be about its performance. It's because of this and more than sixty-five years of commitment to customer satisfaction that Culligan is providing this Performance Data Sheet to its customers.

IMPORTANT NOTICE: Read this Performance Data Sheet and compare the capabilities of this unit with your actual water treatment needs. It is recommended that before purchasing a water treatment unit, you have your water supply tested to determine your actual water treatment needs.

MANUFACTURER: Culligan International Company,
One Culligan Parkway, Northbrook, IL 60062-6209 USA
(847) 205-6000

PRODUCT: Culligan Platinum Series™ 16" Water Softener with Soft-Minder® Meter

TESTING CONDITIONS & RESULTS:

Flow Rate: 18.7 gpm	Capacity: 64,400 grains @ 14.0 lb. salt
Pressure: 30 - 40 psi	107,900 grains @ 32.0 lb. salt
Acidity: Non-Corrosive	125,300 grains @ 48.0 lb. salt
Temperature: 68° (20°C)	pH: 7.6
Efficiency Rated Dosage†: 4,600 gr/lb	



SOFTENER SPECIFICATIONS:

Max. Flow Rate: 18.7 gpm (71 Lpm)	Pressure Drop at Max. Flow Rate: 15 psi (104 kPa)
Operating Temp. Range: 33-125°F (1-50°C)	Max. Drain Flow Rate: 5.5 gpm (21.0 Lpm)
Working Pressure Range: 20-120 psi (140-860 kPa)	

The Culligan Platinum Series 16" Water Softener with Soft-Minder Meter is tested and certified by WQA against NSF/ANSI Standard 44 for the effective reduction of hardness (calcium and magnesium) as verified and substantiated by test data.

An efficiency rated water softener is a DIR softener which also complies with specific performance specifications intended to minimize the amount of regenerant brine and water used in its operation. Efficiency rated water softeners shall have a rated salt efficiency of not less than 3350 grains of total hardness exchange per pound of salt (based on NaCl equivalency) (477 grams of total hardness exchange per kilogram of salt), and shall not deliver more salt than its listed rating. The efficiency is measured by a laboratory test described in NSF/ANSI 44. The test represents the maximum possible efficiency the system can achieve. Operational efficiency is the actual efficiency achieved after the system has been installed. It is typically less than the efficiency due to individual application factors including water hardness, water usage, and other contaminants that reduce the softener's capacity.

Refer to the Specifications, Familiarization and Warranty section of this Owner's Guide for more specific product information. To avoid contamination from improper handling and installation, your system should only be installed and serviced by your Culligan Man. Performance will vary based on local water conditions. The substances reduced by this system are not necessarily in your water.

Culligan water softeners are designed to work with any salt of good quality, although it is recommended that you ask your local Culligan Man for his suggestion on the best type and grade of salt to use in this softener.

NOTICE: This softener is not intended to be used for treating water that is microbiologically unsafe or of unknown quality without adequate disinfection before or after the system.

† The efficiency rated dosage is only valid at the 14lb. salt dosage for 16" models.

Buyer Signature _____ Date _____

Seller Signature _____ Date _____



Performance Data Sheet

Culligan knows the more informed you are about your water treatment systems, the more confident you will be about its performance. It's because of this and more than sixty-five years of commitment to customer satisfaction that Culligan is providing this Performance Data Sheet to its customers.

IMPORTANT NOTICE: Read this Performance Data Sheet and compare the capabilities of this unit with your actual water treatment needs. It is recommended that before purchasing a water treatment unit, you have your water supply tested to determine your actual water treatment needs.

MANUFACTURER: Culligan International Company,
One Culligan Parkway, Northbrook, IL 60062-6209 USA
(847) 205-6000

PRODUCT: Culligan Platinum Series™ 16" Water Softener with Aqua-Sensor® Sensing Device

TESTING CONDITIONS & RESULTS:

Flow Rate: 18.7 gpm	Capacity: 64,400 grains @ 14.0 lb. salt
Pressure: 30 - 40 psi	107,900 grains @ 32.0 lb. salt
Acidity: Non-Corrosive	125,300 grains @ 48.0 lb. salt
Temperature: 68° (20°C)	pH: 7.6
Efficiency Rated Dosage†: 4,600 gr/lb	



SOFTENER SPECIFICATIONS:

Max. Flow Rate: 18.7 gpm (71 Lpm)	Pressure Drop at Max. Flow Rate: 15 psi (104 kPa)
Operating Temp. Range: 33-125°F (1-50°C)	Max. Drain Flow Rate: 5.5 gpm (21.0 Lpm)
Working Pressure Range: 20-120 psi (140-860 kPa)	

The Culligan Platinum Series 16" Water Softener with Aqua-Sensor sensing device is tested and certified by WQA against NSF/ANSI Standard 44 for the effective reduction of hardness (calcium and magnesium) as verified and substantiated by test data.

An efficiency rated water softener is a DIR softener which also complies with specific performance specifications intended to minimize the amount of regenerant brine and water used in its operation. Efficiency rated water softeners shall have a rated salt efficiency of not less than 3350 grains of total hardness exchange per pound of salt (based on NaCl equivalency) (477 grams of total hardness exchange per kilogram of salt), and shall not deliver more salt than its listed rating. The efficiency is measured by a laboratory test described in NSF/ANSI 44. The test represents the maximum possible efficiency the system can achieve. Operational efficiency is the actual efficiency achieved after the system has been installed. It is typically less than the efficiency due to individual application factors including water hardness, water usage, and other contaminants that reduce the softener's capacity.

Refer to the Specifications, Familiarization and Warranty section of this Owner's Guide for more specific product information. To avoid contamination from improper handling and installation, your system should only be installed and serviced by your Culligan Man. Performance will vary based on local water conditions. The substances reduced by this system are not necessarily in your water.

Culligan water softeners are designed to work with any salt of good quality, although it is recommended that you ask your local Culligan Man for his suggestion on the best type and grade of salt to use in this softener.

NOTICE: This softener is not intended to be used for treating water that is microbiologically unsafe or of unknown quality without adequate disinfection before or after the system.

† The efficiency rated dosage is only valid at the 14lb. salt dosage for 16" models.

Buyer Signature _____ Date _____

Seller Signature _____ Date _____



State of California
 Department of Health Services
**Water Treatment Device
 Certificate Number**

04 - 1574

Date Issued: July 21, 2004

<u>Trademark/Model Designation</u>	<u>Replacement Elements</u>
Gold 10" Aqua Sensor	None
Gold 10" Soft Minder	None
<u>Manufacturer: Culligan International</u>	

The water treatment device(s) listed on this certificate have met the testing requirements 116830 of the Health and Safety Code for the following health related contaminants:

<u>Microbiological Contaminants and Turbidity</u>	<u>Inorganic/Radiological Contaminants</u>
None	Barium Radium 226/228
<u>Organic Contaminants</u>	
None	

<u>Rated Service Capacity:</u>	<u>Rated Service Flow:</u>
NA	6 gpm

Conditions of Certification:

Do not use with water that is microbiologically unsafe or of unknown quality, without adequate disinfection before or after the system.

Records and Data



Important Data on Your Water Conditioner

It is advisable to have the salesperson or installer fill in the information below for your future reference. If this has been done, please ask for it, as it is necessary if you contact your dealer.

IDENTIFICATION

Model Name _____ Catalog No. _____

Control Model No. _____ Control Serial No. _____

Date of Installation _____ Tank Serial No. _____

SETTINGS

Salt Setting _____ lbs.

Time of Recharge: _____ a.m. _____ p.m.

Upon Demand (Aqua-Sensor® models)

Gallons to signal _____ gallons (Soft-Minder® models)

Total Capacity _____ gallons (Soft-Minder® models)

Tank Size _____ inches

Number of people in household _____

WATER ANALYSIS

Total Hardness _____ (gpg) Total Iron _____ (ppm) pH (acidity) _____

Other



Culligan Limited Warranty

CULLIGAN PLATINUM SERIES™ AUTOMATIC WATER CONDITIONERS

You have just purchased one of the finest water conditioners made. As an expression of our confidence in Culligan International Company products, your water conditioner is warranted to the original end-user, when installed in accordance with Culligan specifications, against defects in material and workmanship from the date of original installation, as follows:

For a period of ONE YEAR
For a period of FIVE YEARS
For a period of TEN YEARS

For the LIFETIME of the
original consumer purchaser

The entire conditioner
Soft-Minder® meter, or Aqua-Sensor® probe if so equipped.
The AccuSoft® Plus circuit board, The control valve body,
excluding internal parts
The salt storage container, brine valve and all its
component parts
The Quadra-Hull™ conditioner tank
and the Cullex® resin

If a part described above is found defective within the specified period, you should notify your independently operated Culligan dealer and arrange a time during normal business hours for the dealer to inspect the water conditioner on your premises. Any part found defective within the terms of this warranty will be repaired or replaced by the dealer. You pay only freight from our factory and local dealer charges.

We are not responsible for damage caused by accident, fire, flood, freezing, Act of God, misuse, misapplication, neglect, oxidizing agents (such as chlorine, ozone, chloramines and other related components), alteration, installation or operation contrary to our printed instructions, or by the use of accessories or components which do not meet Culligan specifications, is not covered by this warranty. Refer to the specifications section in the Installation and Operating manual for application parameters.

Our product performance specifications are furnished with each water conditioning unit. TO THE EXTENT PERMITTED BY LAW, CULLIGAN DISCLAIMS ALL IMPLIED WARRANTIES, INCLUDING WITHOUT LIMITATION WARRANTIES OF MERCHANTABILITY AND FITNESS FOR PARTICULAR PURPOSE; TO THE EXTENT REQUIRED BY LAW, ANY SUCH IMPLIED WARRANTIES ARE LIMITED IN DURATION TO THE ONE-YEAR PERIOD SPECIFIED ABOVE FOR THE ENTIRE CONDITIONER. As a manufacturer, we do not know the characteristics of your water supply or the purpose for which you are purchasing a water conditioner. The quality of water supplies may vary seasonally or over a period of time, and your water usage rate may vary as well. Water characteristics can also differ considerably if your water conditioner is moved to a new location. For these reasons, we assume no liability for the determination of the proper equipment necessary to meet your requirements, and we do not authorize others to assume such obligations for us. Further, we assume no liability and extend no warranties, express or implied, for the use of this product with a non-potable water source. OUR OBLIGATIONS UNDER THIS WARRANTY ARE LIMITED TO THE REPAIR OR REPLACEMENT OF THE FAILED PARTS OF THE WATER CONDITIONER, AND WE ASSUME NO LIABILITY WHATSOEVER FOR DIRECT, INDIRECT, INCIDENTAL, CONSEQUENTIAL, SPECIAL, GENERAL, OR OTHER DAMAGES.

Some states do not allow the exclusion of implied warranties or limitations on how long an implied warranty lasts, so the above limitation may not apply to you. Similarly, some states do not allow the exclusion of incidental or consequential damages, so the above limitation or exclusion may not apply to you. This warranty gives you specific legal rights, and you may also have other rights which vary from state to state. Consult your telephone directory for your local independently operated Culligan dealer, or write Culligan International Company for warranty and service information.

CULLIGAN INTERNATIONAL COMPANY
One Culligan Parkway
Northbrook, Illinois 60062



With Culligan You Get More Than a Quality Product

You Get Your Water Expert, The Culligan Man

We're here to provide you with fast, dependable service, making sure any problems you have are taken care of. The Culligan Man has been around for over sixty years, delivery dependable service all along. That's why people say "Hey, Culligan Man!" Because we're the water experts. And that's who you want taking care of your water.

The Culligan Promise

At Culligan, we understand that a water quality improvement system is an investment in your family's well-being. That's why our 1,350 independently operated dealers worldwide don't just sell products; they sell water quality you can count on. We stand behind our products with written limited warranties and our unequaled Culligan service. No matter where you live, you can depend on Culligan expertise to work for you — today and tomorrow.